


# MiKEY – Become a refinishing expert with e-learning.





# What is MiKEY all about?

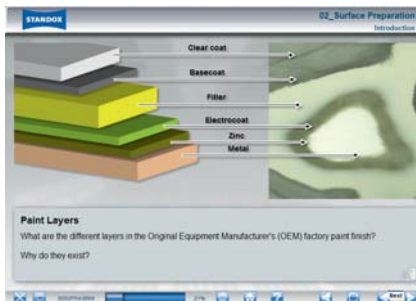
“MiKey is an Internet-based learning programme that your technicians can complete at your workshop using a PC, a laptop or PC tablet. The course content is divided into a number of modules that can be paused and repeated at any time so everyone can study at their own pace.

All learning modules are structured and presented in a consistent format using videos, animated graphics and photos, which keep the learning experience interesting. There are nine different language versions available.”



## Module 1: Safety in the workplace

- Identify the personal protection needed for each task
- Correct fitting and use of equipment
- Protect yourself and others in the workshop



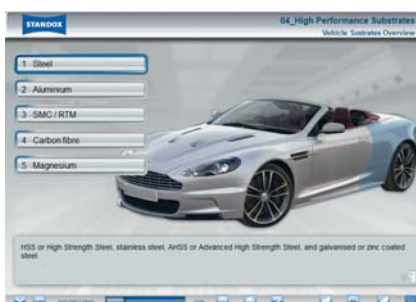
## Module 2: Surface preparation

- Preparation of coated and uncoated substrates
- Use of the most suitable abrasive medium
- Selection and use of appropriate tools



## Module 3: Plastic part preparation and repair


- Introduction to the various types of plastic
- Evolution of plastic
- Refinishing a new non-primed plastic part, a new pre-primed plastic part and an accessory plastic part



## Module 4: High-performance substrates

- Preparation and correct handling of different high-performance substrates
- Demonstrate detailed knowledge of the specific strengths and weaknesses of these substrates





“MiKey is divided into seven training modules. Each module takes about 60 minutes to complete, but it can be paused at any time. At the end of each module are test questions. The modules are available in nine different languages, enabling employees from many different European countries to use MiKey.”

“All participants who successfully complete the course receive a certificate entitling them to register for a practical exam. This exam takes place at the Standox Training Centre. Once they have passed this practical exam, your employees will be 'Certified Standox Master Refinishers'.”



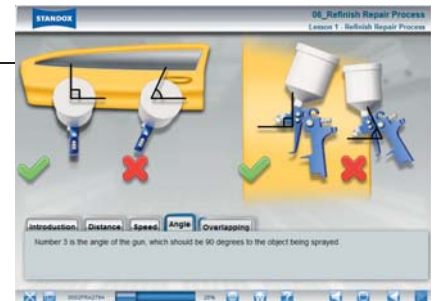
### Module 5: Colours and colour tools

- Introduction to colours, colour trends and colour effects
- Colour variants
- Colour management



### Module 6: Refinish repair process

- Perform correct refinish repair processes on a variety of different paintwork build-ups
- MicroRepair process to overall resprays, special effect finishes to sophisticated 3-stage finishes



### Module 7: Application defects

- Identification of defects
- Introduction to the different techniques available to rectify and remove defects



## Benefits for your business

- Efficient and practical staff training
- Up-to-date on new developments
- Flexible studying times
- Good value for money
- Motivated employees
- Better working practices and improved results





## MiKEY – three steps to becoming a certified master refinisher.

1. Register and pay for your MiKEY access at [www.stadox.com.au/mikey](http://www.stadox.com.au/mikey) or scan the QR code, which takes you there.



2. Fill out registration form  
Our eLearning Administrator will contact you to finish the registration process
3. Receive an email with the required login information.  
You can start e-learning immediately.



### System requirements

- PC, laptop, PC tablet or smartphone with Internet access
- Loudspeaker or headphones



Contact us

[www.stadox.com.au](http://www.stadox.com.au)

[Stadox.information@axaltacs.com](mailto:Stadox.information@axaltacs.com)

1800 292 582

